

## Commodity Presentation

26 January, 2026 →



C O M M O D I T I E S

## Commodity Presentation

26 January, 2026 →

# introduction

**What are commodities:** Real physical items that the world needs. Silver, Gold, Oil, Natural Gas, Rice, Corn etc... These are the raw materials that power all our needs.



# Commodities



## Gold & Silver

God's Money



# Commodities

## Oil

Powers transportation & industry



# Commodities




## Copper

Powers grids, wiring & electronics

### Key Details

- Penny's from 1982 and earlier are made of 95% copper
- Composition is 95 percent copper, 5 percent zinc and tin.
- Exception is 1943 pennies. Those are steel with zinc coating.
- 1982 is a split year. Some 1982 pennies are copper. Some are zinc.
- Pennies dated 1983 and later are zinc with copper plating.

If you sort coins, weigh 1982 pennies. Copper ones weigh about 3.11 grams. Zinc ones weigh about 2.5 grams.



# Commodities



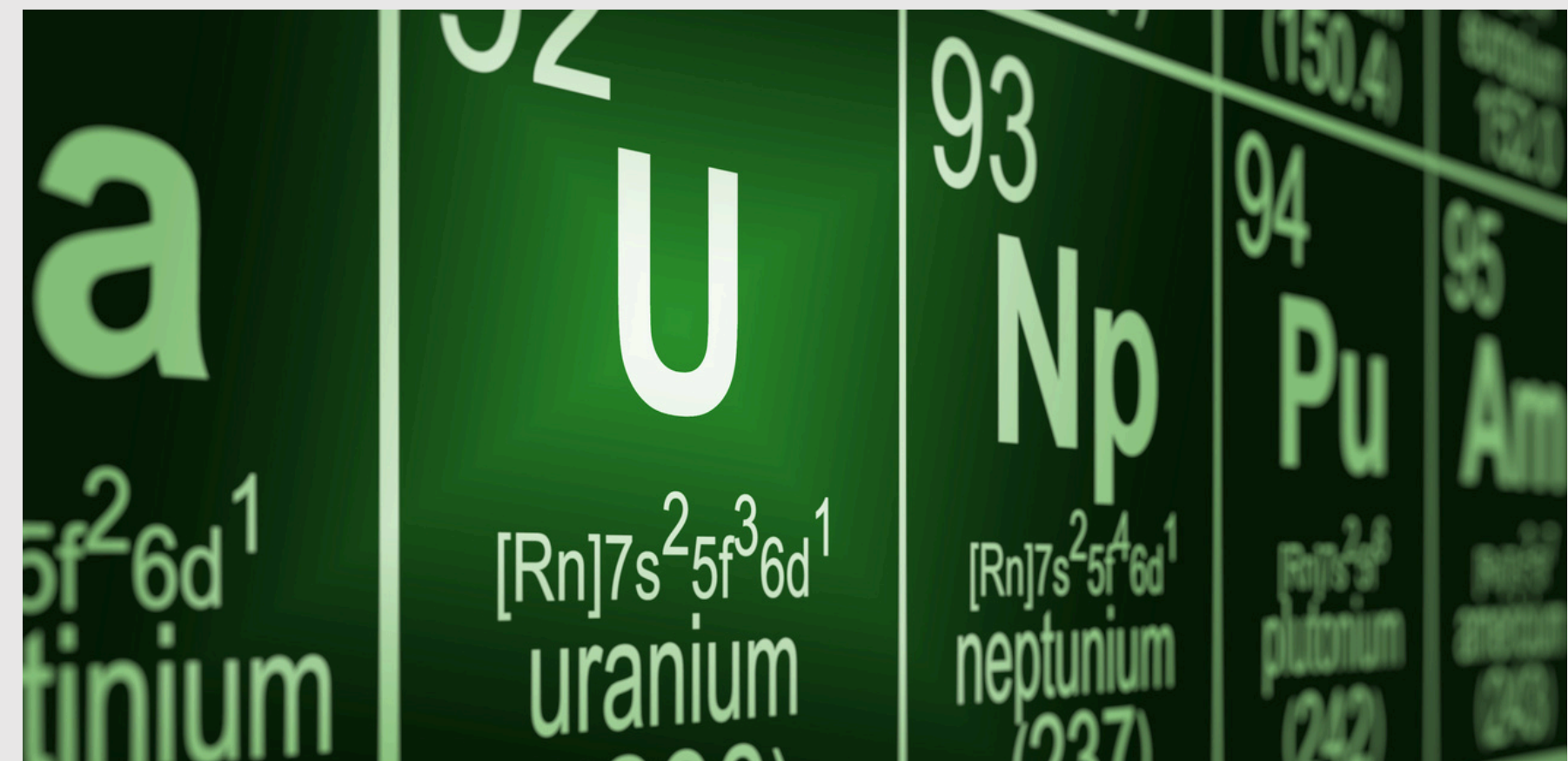
## Uranium

Powers nuclear energy

### Key Details

- U-235 is processed into fuel rods for electricity generation in nuclear reactors.
- Highly enriched uranium is used in the production of atomic bombs.
- Uranium derivatives help produce isotopes for cancer treatment and medical imaging.
- Traded as uranium ore, yellowcake (U<sub>3</sub>O<sub>8</sub>), or in uranium exchange-traded funds (ETFs) for financial markets.
- Powering Data Centers: Many data centers run on electricity generated by nuclear power plants, which use uranium as fuel. Reliable, high-output energy from uranium supports AI workloads that need constant, large-scale computing.

Uranium's role is energy provision, enabling AI systems and data centers to run efficiently and sustainably.





# commodities matter

Not just investment but are building blocks to real everyday life.

## **Oil and Refined Fuels**

You use them every day. Gasoline moves your car. Diesel moves trucks delivering food. Plastics from petroleum appear in packaging, medical tools, and phones. Over 90 percent of global transport relies on oil based fuels.

## **Wheat & Corn**

You eat them directly or indirectly. Bread, pasta, cereal, and animal feed depend on them. Livestock raised on grain supplies meat, eggs, and dairy. Food price spikes often track grain shortages.

## **Copper**

Your home depends on it. Electrical wiring uses copper for conductivity and safety. Phones, laptops, and power grids rely on it. A single electric vehicle uses over three times more copper than a gas vehicle.

## Commodity Presentation

26 January, 2026 →

# rising together why?

Why it matters when you see gold, silver and commodities rising together.

**Most of the time They Don't Rise Together.** They don't really correlate.

- Gold tends to move when people are worried
- Oil tends to move when the economy is active
- Industrial metals tends to move when building and manufacturing increases

When we have these all rise together, it's usually a signal something deeper is happening. More than a normal market move.

**Historically** this exact alignment has shown up when people have lost confidence in money, the government or the financial systems. Right now it's all of the above. When supply runs tight, they become an important resource.



## Commodity Presentation

26 January, 2026 →

# liquidity event

history doesn't repeat itself but it rhymes. *(history tend to show up again, but not in exactly the same way.)*

Before 2008 gold started to rise quietly. People didn't care because the stock market was on fire. But when the system was loaded with debt, that's when it changed.

When the 2008 crisis hit everything crashed in short time **including gold**. This confused some.

Prior to 2008 some were already preparing for the 2008 collapse just like we are preparing for the upcoming crash.

IE: buying silver when it was \$14

Why the crash? Because people need the cash all at one time. Everyone cashing out. This is called a **Liquidity Event**.

**People forced to sell anything possible even if a **good asset**, just to get cash.**



# global market



## After the panic

- After the panic passed, gold and silver started to climb again.
- 2010-2011 if you had cash you were able to buy homes at pennies on the dollar.
- European debt crisis
- Silver ran up fast but then both corrected hard
  - Because too many were borrowing money and using leverage to chase the move
- When the markets fall, it forces borrowed money to sell quickly which makes the market drop even harder



# 2020 similar



## Covid Panic

- Gold & commodities dipped sharply for a few weeks until the government started printing money to stabilize the entire system.
- commodities surged again.

### Repeating Rhythm that happens

- Stress bills
- Real assets rise
- Corrections happen
- Long-term trend continues

### What's Different?

- This time central banks and large institutions are hoarding commodities. Especially gold (buying and holding long-term. Not buying and flipping.
- When the central banks buy gold, they don't do it for the short-term profits. They want real assets to back their stability.
- When institutions hoard it reduces the supply to everyone else.



# 2026 gameplan

Central banks hording gold  
Institutions hording cryptocurrency

- Central banks have the money press on and using it to buy Real Assets
- Reason we are not seeing a rise in crypto is because it is being suppressed so institutions can buy low and get retail to sell because they act on emotion

## What did China just do?

- Cut off the supply of silver exports
- This is why it's hard to buy physical metals online

This doesn't stop corrections from happening but it does change the outlook and creates a stronger floor.

Dropped US bonds and buying gold & silver





# how to buy

If physical metals are hard to buy, how can people invest in commodities?

When physical supplies get tight, people look for other ways to invest through the stock market.

Buy companies tied to the commodities.

months ago on Yakoba's show I talked about (DAT's) Digital Asset Treasury companies

- A public company holds crypto as a core treasury asset
- Not all commodity stocks correlating at the same time
- **Some are safer, some are volatile, some are gambling**



## Commodity Presentation

26 January, 2026 →

# breakdown

Commodity exposure but not get wrecked by volatility

Royalty & Streaming Companies	<b>22%</b>
Large Gold Producers	<b>13%</b>
Silver Producers	<b>7%</b>
Energy	<b>20%</b>
Copper & Industrial Metals	<b>10%</b>
Uranium	<b>8%</b>
Infrastructure	<b>10%</b>
Cash	<b>10%</b>
<hr/>	
	<b>100%</b>



# royalty & streaming companies

**22%**

- They don't dig for metals
- Finance the mining projects
- Get paid when the minor produces

EX: Landlord collecting rent

They hold better during correction time

- **Franco-Nevada Corporation**
- **Wheaton Precious Metals**
- **Royal Gold**



# franco-nevada corporation

## *Royalty & Streaming Company*

- Stock ticker: FNV
- Exchange: NYSE and TSX

### **What it is:**

- Gold focused royalty and streaming company.
- Earns revenue from mining production.
- Does not operate mines.

### **Why investors use it:**

- Acts as a gold proxy stock.
- Correlates with gold prices.
- Lower operational risk than miners.

### **Asset exposure:**

- Primarily gold.
- Also silver, platinum, oil, and gas.

### **Example:**

- When gold rises 10 percent, FNV often rises with it.
- Not one to one. Business factors still matter.

# ★ Franco-Nevada Corp

TSE: FNV

## 350.61 CAD

-5.67 (1.59%) ↓ today

Jan 23, 4:00 PM EST • Disclaimer



Open	359.00	Mkt cap	67.59B	Dividend	0.61%
High	359.55	P/E ratio	53.36	Qtrly Div Amt	0.53
Low	346.09	52-wk high	360.03	52-wk low	183.22

Related	Following
Barrick Mining Corp 69.96 CAD	↑ 3.06%
Newmont Corporation 124.31 USD	↑ 2.15%
Agnico Eagle Mines Ltd 293.89 CAD	↓ 0.15%

*Disclaimer*

**Quarterly financials** 2025 Q3

**482.7M**

+77.27% Y/Y Revenue

**Earnings** Q3 2025

**+3.80%** EPS Beat

**+5.83%** Revenue Beat

More about Franco-Nevada Corp >

### People also ask

- Is FNV stock a good long-term investment? ↓
  - Where can I buy FNV stock? ↓
  - Is Franco-Nevada a buy, sell, or hold? ↓
- [Feedback](#)

Yahoo Finance  
https://finance.yahoo.com › quote › FNV

**Franco-Nevada Corporation (FNV) Stock Price, News, ...**  
Find the latest Franco-Nevada Corporation (FNV) stock quote, history, news and other vital information to help you with your stock trading and investing.

### Overview

Franco-Nevada Corporation is a Toronto, Ontario, Canada-based, gold-focused royalty and streaming company with a diversified portfolio of cash-flow producing assets. It is traded on the Toronto Stock Exchange and New York Stock Exchange. [Wikipedia](#)

**Headquarters:** Toronto, Canada  
**Number of employees:** 40 (2023)  
**Revenue:** 1.3 billion USD (2021)  
**Subsidiaries:** Franco-Nevada GLW Holdings Corp. · [See more](#)

*Disclaimer*

### Related markets

S&P/TSX Composite Index ↑ 0.18%

## Commodity Presentation

26 January, 2026 →

# wheaton precious metals corp

## *Royalty & Streaming Company*

- Stock ticker: WPM
- Exchange: NYSE and TSX

### What it is:

- Precious metals streaming company.
- Provides upfront capital to miners.
- Receives silver and gold at fixed low costs.

### Why investors use it:

- Acts as a gold and silver proxy stock.
- Strong correlation to precious metals prices.
- Lower risk than operating miners.

### Asset exposure:

- Silver first.
- Gold second.

### Example:

- If silver rises 15 percent, WPM often follows.
- Upside comes from metal prices plus fixed purchase margins.

# Wheaton Precious Metals Corp



NYSE: WPM

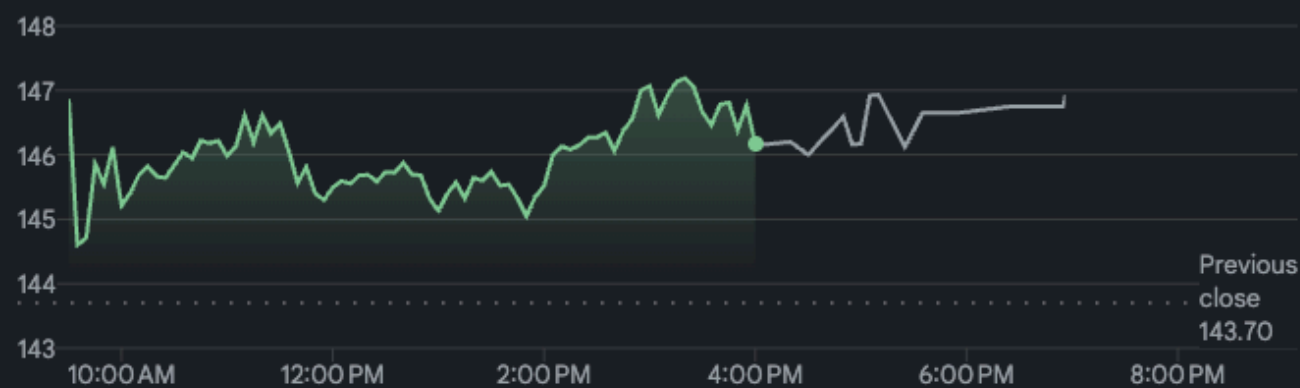
## 146.16 USD

+2.46 (1.71%) ↑ today

Closed: Jan 23, 6:56 PM EST • Disclaimer

After hours 146.90 +0.74 (0.51%)

1D 5D 1M 6M YTD 1Y 5Y Max



Open	146.05	Mkt cap	66.41B	Dividend	0.45%
High	147.28	P/E ratio	66.34	Qtrly Div Amt	0.16
Low	143.96	52-wk high	147.28	52-wk low	58.31

Related	Following
Pan American Silver Corp 64.50 USD	↑ 4.50%
Barrick Mining Corp 51.08 USD	↑ 3.74%
Franco-Nevada Corp 255.75 USD	↓ 0.99%
Newmont Corporation 124.31 USD	↑ 2.15%

**Quarterly financials** 2025 Q3

**476.26M**  
+54.5% Y/Y Revenue

**Earnings** Q3 2025

**+5.95%** EPS Beat  
**+0.86%** Revenue Beat

More about Wheaton Precious Metals Corp >

### People also ask

What is the WPM stock ticker symbol?



Is WPM a buy, sell, or hold?



What is the dividend for WPM 2025?



Has WPM stock ever split?



Feedback

### Overview

Wheaton Precious Metals Corp. is a Canadian multinational precious metals streaming company. It produces over 26 million ounces and sells over 29 million ounces of silver mined by other companies as a by-product of their main operations. [Wikipedia](#)

**Founders:** Randy V. J. Smallwood, Ian Telfer, Peter Barnes

**Headquarters:** Vancouver, Canada

**Number of employees:** 44 (2024)

**Subsidiaries:** Wheaton Precious Metals International Ltd.

[See more](#)

Disclaimer

# royal gold, inc

## *Royalty & Streaming Company*

- Stock ticker: RGLD
- Exchange: NASDAQ

### **What it is:**

- Precious metals royalty company.
- Collects a percentage of mine revenue or production.
- Does not run mines.

### **Asset exposure:**

- Gold dominant.
- Some silver and copper.

### **Why investors use it:**

- Acts as a gold proxy stock.
- Strong correlation with gold prices.
- Lower operating risk than miners.

### **Example:**

- When gold rises 10 percent, RGLD often moves higher.
- Performance tracks metal prices plus royalty growth.

# Royal Gold Inc

NASDAQ: RGLD

## 293.09 USD

+5.26 (1.83%) ↑ today

Closed: Jan 23, 6:01PM EST • [Disclaimer](#)

After hours 290.81 -2.28 (0.78%)

1D 5D 1M 6M YTD 1Y 5Y Max



Open	290.71	Mkt cap	24.74B	Dividend	0.65%
High	293.99	P/E ratio	40.18	Qtrly Div Amt	0.48
Low	288.00	52-wk high	293.99	52-wk low	135.68

Related	Following
Wheaton Precious Metals Corp 146.16 USD	↑ 1.71%
Franco-Nevada Corp 255.75 USD	↓ 0.99%
Newmont Corporation 124.31 USD	↑ 2.15%
Barrick Mining Corp 51.08 USD	↑ 3.74%

[Disclaimer](#)

**Quarterly financials**  
2025 Q3

**249.65M**  
+29.81% Y/Y Revenue

**Earnings**  
Q3 2025

-6.11%  
EPS Miss

-8.36%  
Revenue Miss

[More about Royal Gold Inc](#) >

### People also ask

- What is the stock symbol RGLD? ▾
- Is RGLD a good buy? ▾
- What exchanges is RGLD traded on? ▾
- What is the price target for RGLD? ▾

[Feedback](#)

Yahoo Finance  
<https://finance.yahoo.com/quote/RGLD>

### Royal Gold, Inc. (RGLD) Stock Price, News, Quote & History

Find the latest Royal Gold, Inc. (RGLD) stock quote, history, news and other vital information to help you

### Overview

Royal Gold is a precious metal streaming management company. [Wikipedia](#)

**Founded:** 1986  
**Headquarters:** Denver, CO  
**Number of employees:** 30 (2024)  
**Subsidiaries:** International Royalty Corporation, RG Mexico Inc · [See more](#)

[Disclaimer](#)

### Related markets

	Dow Jones Industrial Average 49,098.71	↓ 0.58%
	S&P 500 6,915.61	↑ 0.033%

# large gold producers

**13%**

- Established companies that produce gold
- Stay profitable even when gold pulls back

More volatile than the Royalty companies but considered stronger and more established names in the industry

- **Newmont Corporation**
- **Barrick Mining Corporation**
- **Agnico Eagle Mines Ltd**



## Commodity Presentation

26 January, 2026 →

# newmont corp

## *Large Gold Producers*

- Stock ticker: NEM
- Exchange: NYSE

### What it is:

- Largest gold mining company in the world.
- Operates mines in North America, South America, Africa, and Australia.
- Produces gold and copper.

### Why investors use it:

- Direct gold producer proxy.
- Strong correlation with gold prices.
- Higher operating risk than royalty companies.

### Asset exposure:

- Gold primary.
- Copper secondary.

### Example:

- If gold rises 8 percent, NEM often rises.
- Moves depend on costs, production, and management.

# Newmont Corporation

NYSE: NEM

## 124.31 USD

+2.62 (2.15%) ↑ today

Closed: Jan 23, 7:55 PM EST • [Disclaimer](#)

After hours 124.56 +0.25 (0.20%)



Open	122.70	Mkt cap	135.65B	Dividend	0.80%
High	124.64	P/E ratio	19.33	Qtrly Div Amt	0.25
Low	121.74	52-wk high	124.64	52-wk low	40.84

Related	Following
Agnico Eagle Mines Ltd 214.54 USD	↑ 0.40%
Barrick Mining Corp 51.08 USD	↑ 3.74%
Kinross Gold Corp 37.16 USD	↑ 1.42%
Gold Fields Ltd 53.22 USD	↑ 1.93%

[Disclaimer](#)

**Quarterly financials** ▾  
2025 Q3

**5.52B**  
+19.96% Y/Y Revenue

**Earnings** ▾  
Q3 2025

**+18.84%** EPS Beat  
**+4.77%** Revenue Beat

[More about Newmont Corporation >](#)

## News

**CNBC**

**Newmont tops the list of most overbought stocks on Wall Street after gold rally**

10 hours ago

**Reuters**

**Exclusive: Barrick's North America spin-off hinges on Newmont's approval,...**

1 day ago

**Simply Wall Street**

**Is There Still Value In Newmont (NEM) After Its 1 Year Share Price Surge?**

14 hours ago

**AD HOC NEWS**

**Newmont Shares Scale Unprecedented Heights**

19 hours ago

[More news >](#)

## Overview

Newmont Corporation is an American gold mining company based in Denver, Colorado. It is the world's largest gold mining corporation. Incorporated in 1921, it holds ownership of gold mines in the United States Canada, Mexico, the Dominican Republic, Australia, Ghana, Argentina, Peru, and Suriname. [Wikipedia](#)

**CEO:** Tom Palmer (Oct 1, 2019–), Natascha Viljoen (2026–)

**Founded:** 1921

**Founder:** William Boyce Thompson

**Headquarters:** Denver, CO

**Number of employees:** 22,200 (2024)

**Revenue:** 18.7 billion USD (2024)

**Subsidiaries:** Newcrest Mining, Goldcorp, Nevada Gold Mines · [See more](#)

[Disclaimer](#)

# barrick mining corporation

## *Large Gold Producers*

- Stock ticker: B
- Exchange: NYSE

### **What it is:**

- One of the largest gold mining companies in the world.
- Operates mines in North America, Africa, and South America.

### **Why investors use it:**

- Direct gold producer proxy.
- Strong correlation with gold prices.
- More operational risk than royalty companies.

### **Asset exposure:**

- Gold primary.
- Copper secondary.

### **Example:**

- If gold rises 12 percent, GOLD often rises more.
- If costs rise or production falls, the stock lags.

# Barrick Mining Corp

NYSE: B

## 51.08 USD

+1.84 (3.74%) ↑ today

Closed: Jan 23, 7:57 PM EST • Disclaimer  
After hours 51.08 0.00 (0.00%)



Open	49.66	Mkt cap	86.20B	Dividend	0.98%
High	51.08	P/E ratio	24.51	Qtrly Div Amt	0.13
Low	49.51	52-wk high	51.08	52-wk low	15.70

Related	Following
Freeport-McMoRan Inc 60.41 USD	↑ 2.65%
Newmont Corporation 124.31 USD	↑ 2.15%
Agnico Eagle Mines Ltd 214.54 USD	↑ 0.40%
Franco-Nevada Corp 255.75 USD	↓ 0.99%

**Quarterly financials**  
2025 Q3

**4.15B**  
+23.16% Y/Y Revenue

**Earnings**  
Q3 2025

**-5.00%** EPS Miss  
**-4.87%** Revenue Miss

More about Barrick Mining Corp >

### People also ask

- What is stock ticker B?
- Is B stock a buy?
- Is Barrick Mining a buy?
- How much is B stock?

Feedback

### Overview

Barrick Mining Corporation is a mining company that produces gold and copper. It has mining operations and projects in Argentina, Canada, Chile, Democratic Republic of the Congo, Dominican Republic, ... [Wikipedia](#)

- Founded:** 1983
- Founder:** Peter Munk
- Headquarters:** Toronto, Canada
- Number of employees:** 24,600 (2023)
- Revenue:** 12.92 billion USD (2024)
- Subsidiaries:** Nevada Gold Mines, Randgold Resources · [See more](#)

Disclaimer

### Related markets

# agnico eagle mines ltd

## *Large Gold Producers*

- Stock ticker: AEM
- Exchange: NYSE

### **What it is:**

- Major gold mining company.
- Operates mines in Canada, Finland, Mexico, and Australia.
- Focuses on low political risk regions.

### **Why investors use it:**

- Acts as a gold producer proxy.
- High correlation with gold prices.
- More upside and risk than royalty firms.

### **Asset exposure:**

- Gold primary.
- Small silver byproduct.

### **Example:**

- If gold rises 10 percent, AEM often outperforms royalty stocks.
- If costs rise, stock performance suffers even when gold is strong.

# Agnico Eagle Mines Ltd

NYSE: AEM

## 214.54 USD

+0.85 (0.40%) ↑ today

Closed: Jan 23, 7:13 PM EST • Disclaimer  
After hours 215.09 +0.55 (0.26%)

1D | 5D | 1M | 6M | YTD | 1Y | 5Y | Max



Open	215.50	Mkt cap	107.54B	Dividend	0.75%
High	215.95	P/E ratio	31.35	Qtrly Div Amt	0.40
Low	211.87	52-wk high	215.95	52-wk low	87.45



**Finviz**  
 Jim Cramer on Agnico Eagle: "This Is My Favorite Gold Company"  
 Agnico Eagle Mines Limited (NYSE:AEM...  
 2 days ago

**Earnings**  
 Q3 2025  
 +9.97% EPS Beat  
 +2.93% Revenue Beat

Related	Following
Newmont Corporation 124.31 USD	↑ 2.15%
Franco-Nevada Corp 255.75 USD	↓ 0.99%
Barrick Mining Corp 51.08 USD	↑ 3.74%
Kinross Gold Corp 37.16 USD	↑ 1.42%

*Disclaimer*

**Quarterly financials**  
 2025 Q3  
 3.06B  
 +41.93% Y/Y Revenue

[More about Agnico Eagle Mines Ltd >](#)

## News



**Finviz**  
 Jim Cramer on Agnico Eagle: "This Is My Favorite Gold Company"  
 2 days ago

**Yahoo Finance**  
 Agnico Eagle Mines (AEM) Stock Sinks As Market Gains: Here's Why  
 3 days ago

**Zacks Investment Research**  
 Agnico Eagle vs. Kinross Gold: Which Gold Miner Is Shining Brighter?  
 2 days ago

## Overview

Agnico Eagle Mines Limited is a Canadian-based gold producer with operations in Canada, Finland, Australia and Mexico and exploration and development activities extending to the United States. Agnico Eagle has full exposure to higher gold prices consistent with its policy of no-forward gold sales. [Wikipedia](#)

**CEO:** Ammar Al-Joundi (Feb 2022–)

**Founded:** June 1, 1972

**Headquarters:** Toronto, Canada

**Number of employees:** 10,586 (2024)

**Subsidiaries:** Canadian Malartic Corporation, O3 Mining Inc. · [See more](#)

*Disclaimer*

# silver producers

**7%**

- Silver is more volatile.
- Can move faster than gold but can also correct harder than gold

Smaller allocation is safer. Approach with patience

- **Pan American Silver Corp**
- **Hecla Mining**



# pan american silver corp

## *Silver Producers*

- Stock ticker: PAAS
- Exchange: NASDAQ & NYSE

### **What it is:**

- Primary silver mining company.
- Also produces gold.
- Operates mines across the Americas.

### **Why investors use it:**

- Acts as a silver proxy stock.
- Higher correlation to silver than streamers.
- Higher upside and higher risk.

### **Asset exposure:**

- Silver first.
- Gold second.

### **Example:**

- If silver rises 20 percent, PAAS often moves more.
- If costs rise, stock can lag metal prices.

# Pan American Silver Corp

NYSE: PAAS

## 64.50 USD

+2.78 (4.50%) ↑ today

Closed: Jan 23, 7:59 PM EST • [Disclaimer](#)

After hours 65.13 +0.63 (0.98%)



Open	63.33	Mkt cap	27.21B	Dividend	0.87%
High	65.38	P/E ratio	37.30	Qtrly Div Amt	0.14
Low	62.42	52-wk high	65.38	52-wk low	20.55

Related	Following
Wheaton Precious Metals Corp 146.16 USD	↑ 1.71%
Newmont Corporation 124.31 USD	↑ 2.15%
Hecla Mining Co 31.81 USD	↑ 1.66%
Coeur Mining Inc 26.11 USD	↑ 1.32%

[Disclaimer](#)

**Quarterly financials** 2025 Q3

**854.6M**  
+19.34% Y/Y Revenue

**Earnings** Q3 2025

-2.43% EPS Miss  
+0.92% Revenue Miss

[More about Pan American Silver Corp](#)

### People also ask

- Is PAAS a good stock to buy?
- What does PAAS stock do?
- How often does PAAS pay dividends?
- Who did PAAS buy?

[Feedback](#)

### Overview

Pan American Silver Corporation is a mining company based in Canada with operations in Latin America. The company has mines and other projects in Mexico, Peru, Bolivia, and Argentina. [Wikipedia](#)

**CEO:** Michael Steinmann (2016–)

**Founded:** 1994

**Headquarters:** Vancouver, Canada

**Number of employees:** 9,000 (2024)

**Subsidiaries:** MAG Silver Corp., Yamana Gold, LSGC Pty. Ltd

[See more](#)

[Disclaimer](#)

### Related markets

Dow Jones Industrial Average  
↓ 0.58%

# hecla mining co

## *Silver Producers*

- Stock ticker: HL
- Exchange: NYSE

### **What it is:**

- Precious metals mining company.
- Produces silver and gold.

### **Why investors use it:**

- Equity exposure to silver and gold prices.
- Correlates with metal cycles.

### **Asset exposure:**

- Silver heavier than gold.

### **How it differs from royalty/streaming names:**

- Hecla runs mines.
- Higher operational risk.
- Metal price moves matter with costs.



# Hecla Mining Co

NYSE: HL

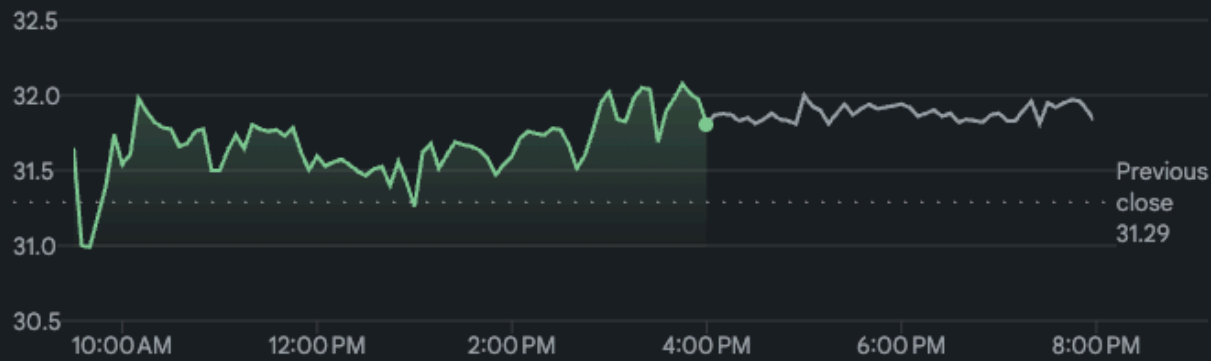
## 31.81 USD

+0.52 (1.66%) ↑ today

Closed: Jan 23, 7:58 PM EST • [Disclaimer](#)

After hours 31.84 +0.030 (0.094%)

1D | 5D | 1M | 6M | YTD | 1Y | 5Y | Max



Open	31.87	Mkt cap	21.32B	Dividend	0.047%
High	32.16	P/E ratio	104.73	Qtrly Div Amt	0.004
Low	30.65	52-wk high	32.16	52-wk low	4.46

Related	Following
<b>Pan American Silver Corp</b> 64.50 USD	↑ 4.50%
<b>Coeur Mining Inc</b> 26.11 USD	↑ 1.32%
<b>Newmont Corporation</b> 124.31 USD	↑ 2.15%
<b>First Majestic Silver Corp</b> 25.44 USD	↑ 5.04%

[Disclaimer](#)

**Quarterly financials** 2025 Q3

**409.54M**  
+67.1% Y/Y Revenue

**Earnings** Q3 2025

**+26.41%** EPS Beat  
**+26.36%** Revenue Beat

[More about Hecla Mining Co](#)

### People also ask

- What is the stock symbol HL?
- Is HL a good stock to buy?
- Is HL a strong buy?
- Is Hecla Mining undervalued?

[Feedback](#)

### Overview

Hecla Mining Company is a gold, silver, and other precious metals mining company based in Coeur d'Alene, Idaho. Founded in 1891, it is the largest silver mining company in the United States and the 9th biggest mining company in the United States overall. This area is known as the Silver Valley. [Wikipedia](#)

**CEO:** Phillips S Baker Jr (May 2003–)

**Founded:** October 14, 1891, [Burke, ID](#)

**Headquarters:** [Coeur d'Alene, ID](#)

**Number of employees:** 1,830 (2024)

**Subsidiaries:** [Aurizon Mines, Ltd.](#), [Klondex Mines](#), [Hecla Ltd](#)

[See more](#)

[Disclaimer](#)

### Related markets

## Commodity Presentation

26 January, 2026 →

# energy

# 20%

- Foundation of the commodity world
- Often generate strong cash flows
- Help stabilize your portfolio

You can't mine, export, manufacture or build without energy

- **Exxon Mobil**
- **Chevron Corporation**
- **ConocoPhillips**
- **Occidental Petroleum**
- **Schlumberger**



## Commodity Presentation

26 January, 2026 →

# exxon mobil

## *Energy*

- Stock ticker: XOM
- Exchange: NYSE

### What it is:

- Integrated oil and gas company.
- Explores, produces, refines, and sells energy products.

### Asset exposure:

- Crude oil
- Natural gas
- Refined products

### Why investors use it:

- Acts as an oil proxy stock.
- Correlates with crude oil prices.
- Offers dividends and long-term energy exposure.

### Example:

- When oil prices rise, XOM stock often rises.
- Stock performance influenced by both commodity prices and company operations.

# Exxon Mobil Corp

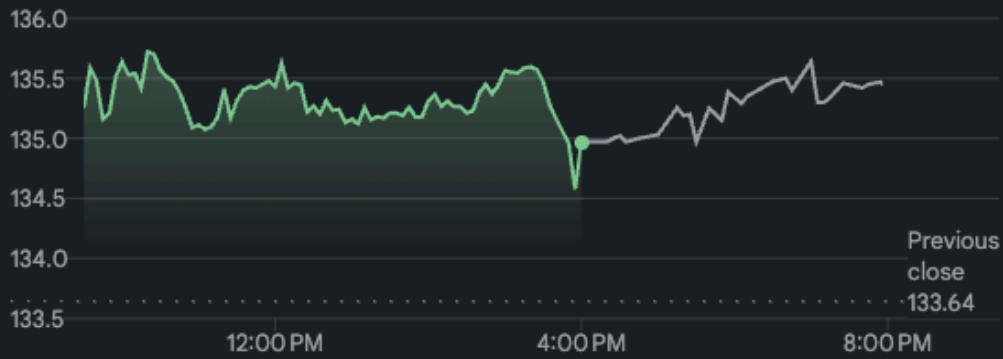
NYSE: XOM

## 134.97 USD


+1.33 (1.00%) ↑ today

Closed: Jan 23, 7:56 PM EST • [Disclaimer](#)  
After hours 135.45 +0.48 (0.36%)

1D 5D 1M 6M YTD 1Y 5Y Max



Open	135.08	Mkt cap	569.19B	Dividend	3.05%
High	135.98	P/E ratio	19.60	Qtrly Div Amt	1.03
Low	134.48	52-wk high	135.98	52-wk low	97.80



**MarketBeat**  
Oil Stocks To Keep An Eye On - January 24th  
Exxon Mobil, SLB, Chevron, EQT, Baker...  
5 hours ago

**Quarterly financials**  
2025 Q3

**83.33B**  
-5.08% Y/Y Revenue

Related	Following
<b>Chevron Corp</b> 166.72 USD	↑ 0.036%
<b>Apple Inc</b> 248.04 USD	↓ 0.12%
<b>Johnson &amp; Johnson</b> 220.14 USD	↑ 0.76%
<b>Microsoft Corp</b> 465.95 USD	↑ 3.35%

*Disclaimer*

**Earnings**  
Q3 2025

**+3.03%**  
EPS Beat


**+2.02%**  
Revenue Beat

[More about Exxon Mobil Corp >](#)

## News

**MarketBeat**


Oil Stocks To Keep An Eye On - January 24th



5 hours ago

**TechStock2**


Exxon stock price: XTO's Eagle Ford sale push puts XOM in play ahead of key...



8 hours ago

**Yahoo Finance**


Exxon Mobil (XOM) Expected to Beat Earnings Estimates: Should You Buy?



1 day ago

**CNBC**

Final Trades: Vertex Pharma, Kimberly-Clark, S&P Global and Exxon Mobil



**VIDEO** 2 days ago

[More news >](#)

## Overview

**Founded:** 1870  
**Number of employees:** 61,000 (2024)  
**Subsidiaries:** ExxonMobil, Pioneer Natural Resources  
[See more](#)

*Disclaimer*

## Related markets

<b>Dow Jones Industrial Average</b> 49,098.71	↓ 0.58%
<b>S&amp;P 500</b> 6,915.61	↑ 0.033%
<b>Nasdaq Composite</b> 23,501.24	↑ 0.28%

## Commodity Presentation

26 January, 2026 →

# chevron corp

## *Energy*

- Stock ticker: CVX
- Exchange: NYSE

### What it is:

- Integrated energy company.
- Engaged in oil and gas exploration, production, refining, and marketing.

### Why investors use it:

- Acts as an oil proxy stock.
- Correlates with crude oil prices over time.
- Provides dividends and equity exposure without owning physical oil.

### Asset exposure:

- Crude oil and natural gas.
- Refined petroleum products.

### Example:

- When oil prices rise, CVX often rises.
- Stock also influenced by operations, dividends, and broader market factors.

# Chevron Corp

NYSE: CVX

## 166.72 USD

+0.060 (0.036%) ↑ today

Closed: Jan 23, 7:58 PM EST • Disclaimer

After hours 166.99 +0.27 (0.16%)

1D 5D 1M 6M YTD 1Y 5Y Max



Open	167.95	Mkt cap	335.69B	Dividend	4.10%
High	168.44	P/E ratio	23.54	Qtrly Div Amt	1.71
Low	166.44	52-wk high	169.37	52-wk low	132.04



**TechStock²**  
Chevron stock price: Venezuela repair plan and Tengiz shutdown put CVX in the spotlight

4 hours ago

### Quarterly financials

2025 Q3

**48.75B**  
-1.35% **YY Revenue**

Related	Following
<b>Exxon Mobil Corp</b> 134.97 USD	↑ 1.00%
<b>Coca-Cola Co</b> 72.88 USD	↑ 1.41%
<b>Nasdaq Inc</b> 98.05 USD	↓ 0.74%
<b>Apple Inc</b> 248.04 USD	↓ 0.12%

*Disclaimer*

### Earnings

Q3 2025

**+8.39%** **EPS Beat**  
**+2.95%** **Revenue Beat**

More about Chevron Corp >

## News

**TechStock²**  
**Chevron stock price: Venezuela repair plan and Tengiz shutdown put CVX i...**  
4 hours ago

**MarketBeat**  
**Mitsubishi UFJ Trust & Banking Corp Acquires 173,342 Shares of Chevron...**  
10 hours ago

**Finviz**  
**Earnings Preview: Chevron (CVX) Q4 Earnings Expected to Decline**  
1 day ago

**Simply Wall Street**  
**Did Tioga Expansion And Chevron Contracts Just Shift Hess Midstream's (HESM)...**  
19 hours ago

More news >

## Overview

Chevron Corporation is an American multinational energy corporation predominantly specializing in oil and gas. The second-largest direct descendant of Standard Oil, and originally known as the Standard Oil Company of California, it is active in more than 180 countries. [Wikipedia](#)

**CEO:** Mike Wirth (Feb 1, 2018–)

**Founded:** September 10, 1879, California

**Founders:** Lloyd Tevis, Charles Norton Felton

**Headquarters:** Houston, TX

**Number of employees:** 45,298 (2024)

**Revenue:** 202.7 billion USD (2024)

**Subsidiaries:** Hess Corporation, Chevron U.S.A. Inc.,

Texaco · [See more](#)

*Disclaimer*

## Commodity Presentation

26 January, 2026 →

# conocophillips

## *Energy*

- Stock ticker: COP
- Exchange: NYSE

### What it is:

- Major integrated oil and gas company.
- Explores, produces, and sells crude oil and natural gas.

### Why investors use it:

- Acts as an oil proxy stock.
- Correlates with crude oil prices.
- Pays dividends, provides equity exposure to energy markets.

### Asset exposure:

- Crude oil
- Natural gas
- Energy derivatives

### Example:

- If oil prices rise 10 percent, COP stock often rises, though company operations and costs also affect performance.

# ConocoPhillips

NYSE: COP

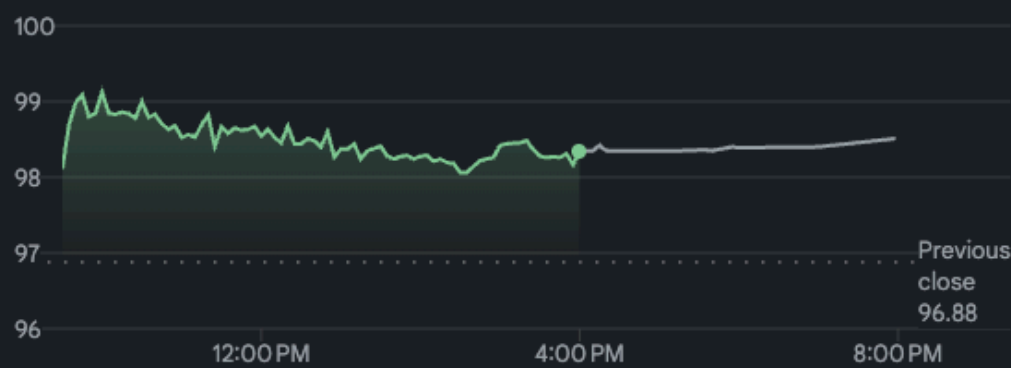
## 98.35 USD

+1.47 (1.52%) ↑ today

Closed: Jan 23, 7:58 PM EST • [Disclaimer](#)

After hours 98.51 +0.16 (0.16%)

1D | 5D | 1M | 6M | YTD | 1Y | 5Y | Max



Open	98.38	Mkt cap	121.53B	Dividend	3.23%
High	99.41	P/E ratio	13.91	Qtrly Div Amt	0.79
Low	97.69	52-wk high	106.20	52-wk low	79.88



**The Globe and Mail**  
 The Ultimate Dividend Growth Stock to Buy With \$1,000 Right Now  
 4 hours ago

**Quarterly financials**  
 2025 Q3  
**15.38B**  
 +14.05% Y/Y Revenue

Related	Following
<b>Chevron Corp</b> 166.72 USD	↑ 0.036%
<b>Exxon Mobil Corp</b> 134.97 USD	↑ 1.00%
<b>Devon Energy Corp</b> 38.64 USD	↑ 1.74%
<b>EOG Resources Inc</b> 108.33 USD	↑ 1.89%

*Disclaimer*

**Earnings**  
 Q3 2025  
**+14.05%** EPS Beat  
**+6.11%** Revenue Beat

[More about ConocoPhillips >](#)

### News

**The Globe and Mail**  
 The Ultimate Dividend Growth Stock to Buy With \$1,000 Right Now  
 4 hours ago

**MarketBeat**  
 ConocoPhillips \$COP Shares Purchased by Teacher Retirement System of Texas  
 12 hours ago

**Yahoo Finance**  
 Is ConocoPhillips (COP) a Buy as Wall Street Analysts Look Optimistic?  
 1 day ago

**Benzinga**  
 Deep Dive Into ConocoPhillips Stock: Analyst Perspectives (11 Ratings)  
 1 day ago

[More news >](#)

### Overview

**Founded:** 1917  
**Headquarters:** Houston, TX  
**Number of employees:** 11,400 (2025)  
**Subsidiaries:** ConocoPhillips Company, Marathon Oil  
[See more](#)

*Disclaimer*

### Related markets

<b>Dow Jones Industrial Average</b> 49,098.71	↓ 0.58%
<b>S&amp;P 500</b> 6,915.61	↑ 0.033%
<b>Nasdaq Composite</b>	↑ 0.28%

# occidental petroleum

## *Energy*

- Stock ticker: OXY
- Exchange: NYSE

### **What it is:**

- Integrated oil and gas company.
- Explores, produces, and sells petroleum and natural gas.
- Also has chemical operations.

### **Why investors use it:**

- Acts as an oil proxy stock.
- Correlates with crude oil prices.
- Provides dividend income and equity upside.

### **Asset exposure:**

- Crude oil
- Natural gas
- Petrochemicals

### **Example:**

- When oil prices rise, OXY stock often increases.
- Stock price also influenced by production costs, debt, and broader energy market trends.

# Occidental Petroleum Corp

NYSE: OXY

## 44.10 USD

+0.95 (2.20%) ↑ today

Closed: Jan 23, 7:59 PM EST • [Disclaimer](#)  
After hours 44.22 +0.12 (0.27%)

1D 5D 1M 6M YTD 1Y 5Y Max



Open	43.79	Mkt cap	43.45B	Dividend	2.18%
High	44.48	P/E ratio	32.10	Qtrly Div Amt	0.24
Low	43.69	52-wk high	52.58	52-wk low	34.78

**Occidental Petroleum Corporation**

**TechStock<sup>2</sup>**  
Occidental Petroleum (OXY) stock rises into the weekend as oil jumps; storm and earnings in focus  
12 hours ago

**Earnings**  
Q3 2025

**+26.82%**  
EPS Beat

**-1.85%**  
Revenue Beat

Related	Following
<b>Chevron Corp</b> 166.72 USD	↑ 0.036%
<b>Berkshire Hathaway I...</b> 720,932.20 USD	↓ 0.73%
<b>Exxon Mobil Corp</b> 134.97 USD	↑ 1.00%
<b>Apple Inc</b> 248.04 USD	↓ 0.12%

*Disclaimer*

**Quarterly financials**  
2025 Q3

**6.62B**  
-7.65% Y/Y Revenue

[More about Occidental Petroleum Corp](#) >

## News

**TechStock<sup>2</sup>**  
Occidental Petroleum (OXY) stock rises into the weekend as oil jumps; storm and...  
12 hours ago

**AD HOC NEWS**  
Occidental Petroleum's Strategic Moves Aim to Fortify Financial Position  
1 day ago

**TipRanks**  
Western Midstream Amends Key Gas Agreements, Redeems Units  
2 days ago

**Seeking Alpha**  
Occidental Petroleum: Higher Gas Prices, Dividend Hike & Divestiture Tailwinds Ahead  
3 days ago

[More news](#) >

## Overview

Occidental Petroleum Corporation is an American company engaged in hydrocarbon exploration in the United States and the Middle East as well as petrochemical manufacturing in the United States, Canada, and Chile. It is incorporated under the Delaware General Corporation Law and headquartered in Houston. [Wikipedia](#)

**CEO:** Vicki Hollub (Apr 29, 2016–)

**Founded:** 1920

**Founder:** Armand Hammer

**Headquarters:** Houston, TX

**Number of employees:** 13,323 (2024)

**Subsidiaries:** Oxy Chemical Corp, Oxy Vinyls LP, OxyChem

[See more](#)

*Disclaimer*

## Commodity Presentation

26 January, 2026 →

# schlumberger

## *Energy*

- Stock ticker: SLB
- Exchange: NYSE

### What it is:

- Oilfield services company.
- Provides technology, drilling, and consulting to oil and gas producers.
- Does not produce oil directly.

### Why investors use it:

- Acts as an oil and energy proxy stock.
- Correlates with oil prices and exploration activity.
- Lower capital risk than owning oil reserves directly.

### Asset exposure:

- Oilfield services and technology.
- Global energy markets indirectly.

### Example:

- When oil prices rise, SLB revenue and stock often increase.
- Profit also depends on drilling activity and service demand.



SLB NV

NYSE: SLB

49.15 USD

-0.17 (0.34%) ↓ today

Closed: Jan 23, 7:49 PM EST • Disclaimer

After hours 49.28 +0.13 (0.26%)

1D | 5D | 1M | 6M | YTD | 1Y | 5Y | Max



Open	50.00	Mkt cap	73.43B	Dividend	2.32%
High	51.67	P/E ratio	19.00	Qtrly Div Amt	0.29
Low	48.83	52-wk high	51.67	52-wk low	31.11



IBD Investor's Business Daily  
S&P 500 Oilfield Service Giant SLB Beats Earnings. 'We Are Ready' For Venezuela.

1 day ago

Quarterly financials  
2025 Q3

8.93B  
-2.52% Y/Y Revenue

Related | Following

- Chevron Corp  
166.72 USD  
↑ 0.036%
- Halliburton Co  
33.95 USD  
↑ 0.68%
- Exxon Mobil Corp  
134.97 USD  
↑ 1.00%
- Occidental Petroleum...  
44.10 USD  
↑ 2.20%

Disclaimer

Earnings  
Q4 2025

+4.96%  
EPS Beat

+2.09%  
Revenue Beat

More about SLB NV >

News

SLB beats fourth-quarter earnings and revenue estimates



IBD Investor's Business Daily  
S&P 500 Oilfield Service Giant SLB Beats Earnings. 'We Are Ready' For Venezuela.

1 day ago

Nasdaq  
SLB (SLB) Beats Q4 Earnings and Revenue Estimates

1 day ago

Insider Monkey  
SLB N.V. (NYSE:SLB) Q4 2025 Earnings Call Transcript

11 hours ago

Overview

Schlumberger, doing business as SLB, is an American multinational oilfield services company. Founded in France in 1926, the company is now incorporated as Schlumberger NV in Willemstad, Curaçao, with ... Wikipedia

CEO: Olivier Le Peuch (Aug 1, 2019–)

Founded: 1926, Paris, France

Founders: Schlumberger brothers, Marcel Schlumberger, Conrad Schlumberger

Headquarters: Houston, TX

Number of employees: 110,000 (2024)

Revenue: 36.29 billion USD (2024)

Subsidiaries: OneSubsea, Championx Corporation

See more

Disclaimer

# copper & industrial metals

**10%**

One of the most important metals for the modern world. In electronics, data centers

- **Southern Copper Corp**
- **Freeport-McmoRan Inc**



# southern copper corp

## *Copper & Industrial Metals*

- Stock ticker: SCCO
- Exchange: NYSE

### **What it is:**

- Major copper mining company.
- Operates mainly in Peru and Mexico.
- Controlled by Grupo México.

### **Why investors use it:**

- Acts as a copper proxy stock.
- Strong correlation with copper prices.
- Benefits from global infrastructure and EV demand.

### **Asset exposure:**

- Copper primary.
- Also produces molybdenum, zinc, and silver.

### **Example:**

- If copper rises 20 percent, SCCO often follows.
- Stock also reflects political risk and operating costs.

# Southern Copper Corp

NYSE: SCCO

## 184.30 USD

+7.89 (4.47%) ↑ today


Closed: Jan 23, 6:21PM EST • [Disclaimer](#)

After hours 185.10 +0.80 (0.43%)

1D | 5D | 1M | 6M | YTD | 1Y | 5Y | Max



Open	178.91	Mkt cap	150.96B	Dividend	1.65%
High	185.07	P/E ratio	39.38	Qtrly Div Amt	0.76
Low	174.45	52-wk high	191.22	52-wk low	72.75



**StocksToTrade**  
 Southern Copper's Stock Gains as Analysts Raise Price Targets  
 Southern Copper Corporation stocks have...  
 1 day ago

**Quarterly financials**  
 2025 Q3  
**3.38B**  
 +15.23% Y/Y Revenue

Related	Following
Freeport-McMoRan Inc 60.41 USD	↑ 2.65%
Grupo Mexico SAB de... 193.01 MXN	↓ 0.48%
Rio Tinto plc ADR Co... 90.43 USD	↑ 3.59%
Teck Resources Ltd Cl... 53.01 USD	↑ 3.45%

[Disclaimer](#)

**Earnings**  
 Q3 2025  
**+7.42%** EPS Beat  
**+5.22%** Revenue Beat

[More about Southern Copper Corp](#)

## News

### Wells Fargo raises Southern Copper Corporation price target to \$182

**StocksToTrade**  
 Southern Copper's Stock Gains as Analysts Raise Price Targets  
 1 day ago

**www.timothyshykes.com**  
 Wells Fargo Revises Southern Copper Price Target to \$182, Forecasts Strong Copper Year  
 11 hours ago

**www.timothyshykes.com**  
 Southern Copper Soars as Analysts Raise Price Targets  
 1 day ago

**StocksToTrade**  
 Southern Copper Corporation: Stock Price Target Raised Amidst Market Strength  
 1 day ago

## Overview

Southern Copper Corporation, organized in Delaware and headquartered in Phoenix, Arizona, owns copper mines, smelters, and refineries in Peru and Mexico, including the Cuajone mine, the Toquepala mine, and the Tia Maria mine in Peru and the Buenavista mine and the La Caridad Mine in Mexico. [Wikipedia](#)

- CEO:** Oscar J Rocha (Oct 21, 2004–)
- Founded:** 1952
- Headquarters:** Phoenix, AZ
- Number of employees:** 16,133 (2024)
- Parent organizations:** Grupo México, Americas Mining Corporation
- Revenue:** 11.43 billion USD (2024)
- Subsidiaries:** SOUTHERN PERU COPPER CORP · [See more](#)

[Disclaimer](#)

# freemport- mcmoRan Inc

## *Copper & Industrial Metals*

- Stock ticker: FCX
- Exchange: NYSE

### **What it is:**

- Major copper producer.
- Also produces gold and molybdenum.
- Operates large global mining assets.

### **Why investors use it:**

- Acts as a copper proxy stock.
- Strong correlation with copper prices.
- Benefits from infrastructure and EV demand.

### **Asset exposure:**

- Copper first.
- Gold second.
- Molybdenum third.

### **Example:**

- If copper rises 20 percent, FCX often outperforms.
- Leverage comes from operating margins and volume growth.

# Freeport-McMoRan Inc

NYSE: FCX

60.41 USD

+1.56 (2.65%) ↑ today

Closed: Jan 23, 7:59 PM EST · [Disclaimer](#)  
After hours 60.71 +0.30 (0.50%)



Open	59.75	Mkt cap	86.74B	Dividend	0.99%
High	60.81	P/E ratio	39.55	Qtrly Div Amt	0.15
Low	58.38	52-wk high	62.12	52-wk low	27.66



**IBD** Investor's Business Daily  
**FCX Earnings Beat; 2026 Copper Sales Outlook Trimmed**  
 FCX stock rose after the copper mining...  
 2 days ago

**Quarterly financials**  
 2025 Q4  
**5.63B**  
 -1.52% Y/Y Revenue

Related	Following
<b>Newmont Corporation</b> 124.31 USD	↑ 2.15%
<b>Rio Tinto Ltd</b> 148.72 AUD	↓ 1.52%
<b>Southern Copper Corp</b> 184.30 USD	↑ 4.47%
<b>BHP Group Ltd</b> 67.52 USD	↑ 3.92%

[Disclaimer](#)

**Earnings**  
 Q4 2025  
**+46.66%**  
 EPS Beat

**+5.32%**  
 Revenue Beat

[More about Freeport-McMoRan Inc >](#)

## News



**IBD** Investor's Business Daily  
**FCX Earnings Beat; 2026 Copper Sales Outlook Trimmed**  
 2 days ago

**Yahoo Finance New Zealand**  
**How Investors May Respond To Freeport-McMoRan (FCX) Earnings Beat And Grasber...**  
 14 hours ago

**TechStock²**  
**Freeport-McMoRan stock jumps again as Grasberg restart timeline comes into...**  
 22 hours ago

**Nasdaq**

**Business Wire**

## Overview

Freeport-McMoRan Inc., often called Freeport, is an American mining company based in the Freeport-McMoRan Center, in Phoenix, Arizona. The company is the world's largest producer of molybdenum, a major copper producer and operates the world's largest gold mine, the Grasberg mine in Papua, Indonesia. [Wikipedia](#)

- CEO:** Richard Adkerson (Dec 10, 2003–)
  - Founded:** November 10, 1987
  - Headquarters:** Phoenix, AZ, New Orleans, LA
  - Number of employees:** 28,500 (2024)
  - Revenue:** 25.5 billion USD (2024)
  - Subsidiaries:** PT Freeport Indonesia, Cerro Verde
- [See more](#)

[Disclaimer](#)

## Commodity Presentation

26 January, 2026 →

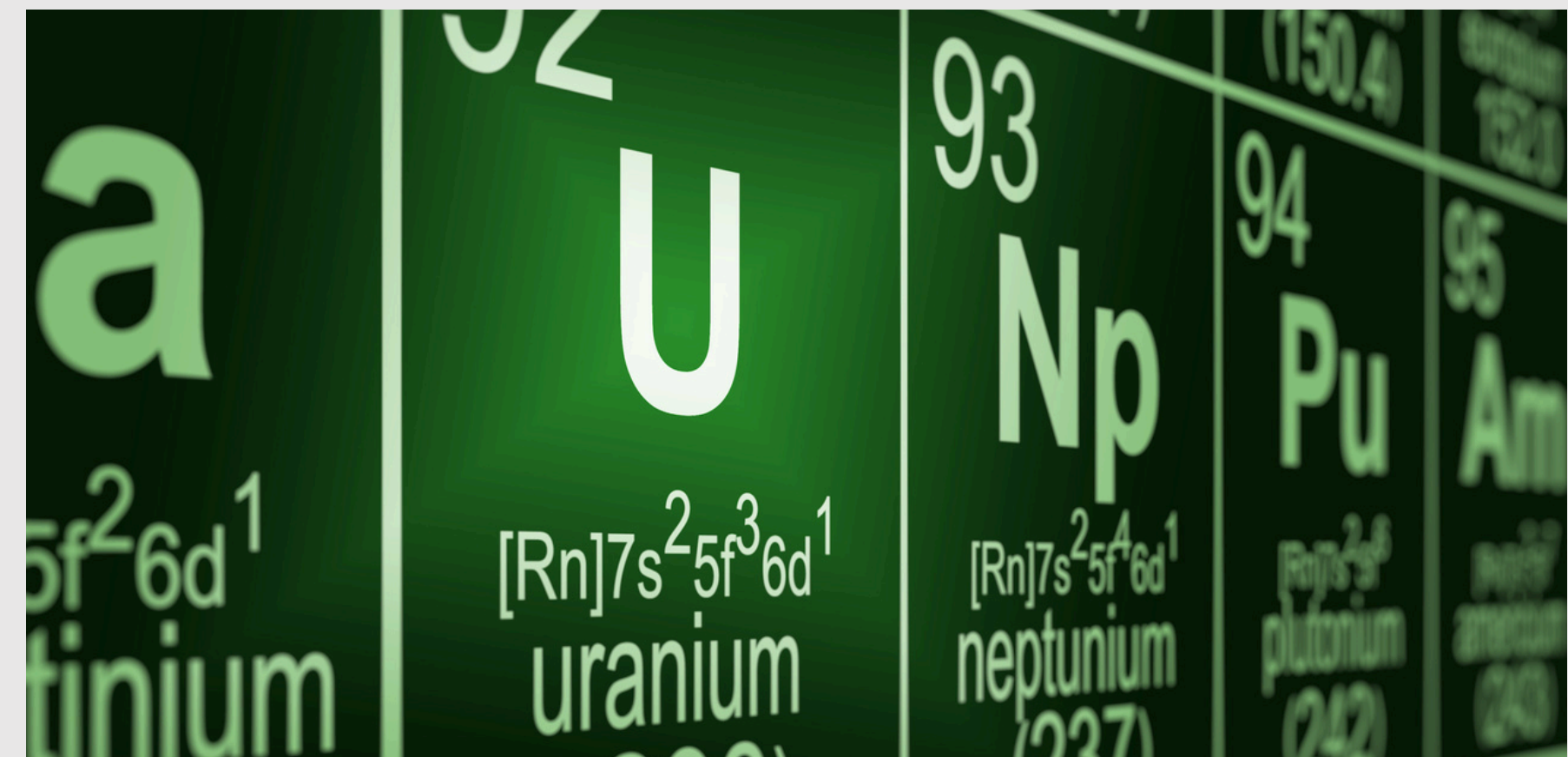
# uranium

# 8%

Supports nuclear power. Nuclear is coming back because of Ai & data centers. They need reliable power. Not just solar and wind but real base load power.

Better used as a small long-term hold.

- **NexGen Energy Ltd**
- **Cameco Corp**



# nexgen energy Ltd

## *Uranium*

- Stock ticker: NXE
- Exchange: NYSE

### **What it is:**

- Canadian uranium exploration and development company.
- Focused on developing the Rook I uranium project in Saskatchewan.
- Listed on New York and Toronto stock exchanges.

### **Why investors use it:**

- Acts as a proxy for uranium exposure through equity.
- Company value tends to move with uranium price and demand trends, not physical uranium holdings.

### **Asset exposure:**

- This gives you commodity exposure without owning the physical metal.



# NexGen Energy Ltd

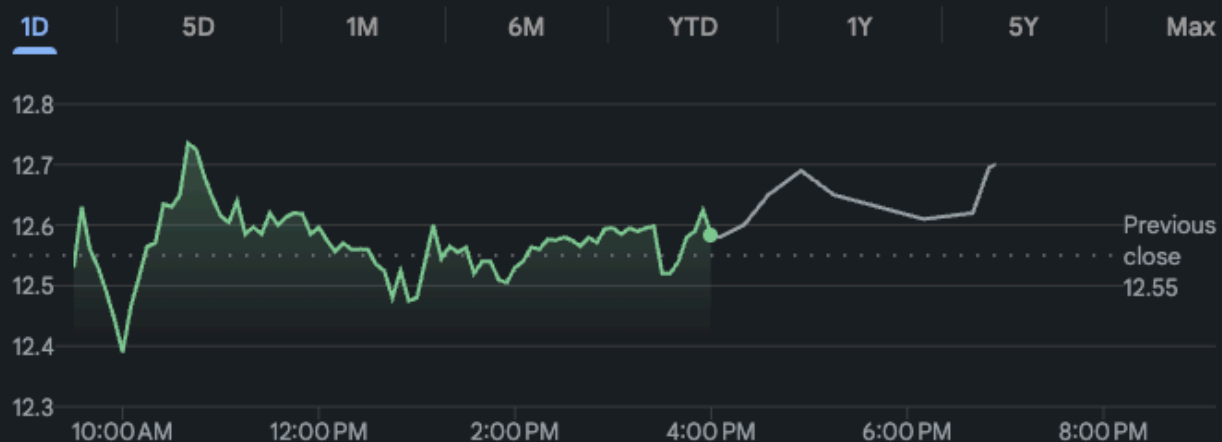
NYSE: NXE

## 12.58 USD

+0.030 (0.24%) ↑ today

Closed: Jan 23, 6:54 PM EST • [Disclaimer](#)

After hours 12.70 +0.12 (0.95%)



Open	12.64	Mkt cap	10.49B CAD	Dividend	-
High	12.75	P/E ratio	-	Qtrly Div Amt	-
Low	12.38	52-wk high	12.75	52-wk low	3.91

Related	Following
<b> Cameco Corp </b> 124.04 USD	↑ 1.78%
<b> Denison Mines Corp </b> 3.90 USD	↓ 0.51%
<b> Uranium Energy Corp. </b> 18.62 USD	↓ 6.24%
<b> Energy Fuels Inc </b> 25.50 USD	↑ 4.42%

*Disclaimer*

**Quarterly financials** 2025 Q3

-129.22M

-1360.44% Y/Y Net income

**Earnings** Q2 2025

-22.97%

EPS Miss Revenue Miss

[More about NexGen Energy Ltd >](#)

### People also ask

- Is NXE stock a buy? ▼
  - What are the risks of investing in NXE? ▼
  - Who owns NXE stock? ▼
  - What is the dividend yield of NXE? ▼
- [Feedback](#)

### Overview

**Founded:** 2011  
**Headquarters:** Vancouver, Canada  
**Number of employees:** 133 (2024)  
**Subsidiaries:** NXE Energy SW1 Ltd., NXE Energy SW3 Ltd., NXE Energy Royalty Ltd.

*Disclaimer*

### Related markets

<b>Dow Jones Industrial Average</b> 49,098.71	↓ 0.58%
<b>S&amp;P 500</b> 6,915.61	↑ 0.033%
<b>Nasdaq Composite</b>	↑ 0.28%

## Commodity Presentation

26 January, 2026 →

# cameco corp

## *Uranium*

- Stock ticker: CCJ
- Exchange: NYSE

### What it is:

- One of the largest uranium producers in the world.
- Supplies nuclear fuel utilities.
- Operates mines in Canada and Kazakhstan.

### Why investors use it:

- Uranium proxy stock.
- Correlates with uranium spot prices.
- Benefits from long term nuclear demand.

### Asset exposure:

- Uranium

### Example:

- When uranium prices rise 20 percent, CCJ often follows.
- Performance also reflects contracts, costs, and geopolitics.

 **Cameco Corp**  
NYSE: CCJ

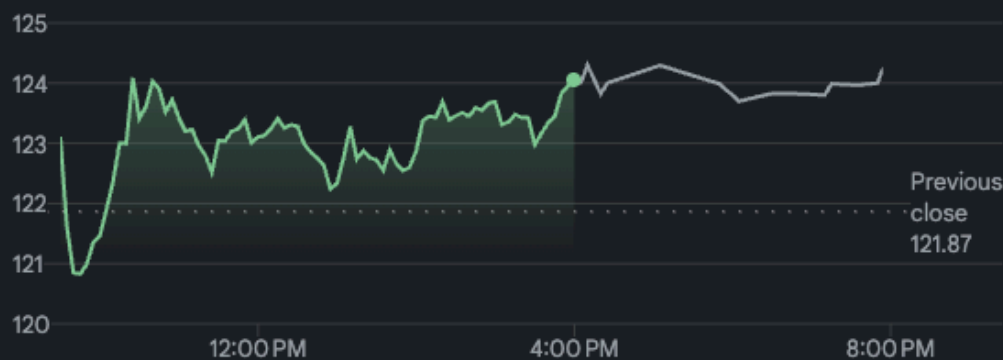
**124.04** USD

+2.17 (1.78%) ↑ today


Closed: Jan 23, 7:54 PM EST • [Disclaimer](#)

After hours 124.23 +0.19 (0.15%)

1D 5D 1M 6M YTD 1Y 5Y Max



Open	122.91	Mkt cap	54.06B	Dividend	-
High	124.11	P/E ratio	-	Qtrly Div Amt	-
Low	120.61	52-wk high	126.47	52-wk low	35.00



**MarketBeat**  
Cameco (NYSE:CCJ) Stock Price Up 1.6% - What's Next?  
Cameco (NYSE:CCJ) Shares Up 1.6% - What's Next?  
1 day ago

**Quarterly financials**  
2025 Q3

**614.56M**  
-14.72% Y/Y Revenue

Related	Following
Centrus Energy Corp 296.19 USD	↓ 2.04%
Joint Stock Company... 62.40 EUR	↓ 3.70%
Constellation Energy ... 288.95 USD	↑ 0.56%
Denison Mines Corp 3.90 USD	↓ 0.51%

[Disclaimer](#)

**Earnings**  
Q3 2025

**-74.51%**  
EPS Miss

**-18.86%**  
Revenue Miss

[More about Cameco Corp >](#)

**News** 📰



**MarketBeat**  
Cameco (NYSE:CCJ) Stock Price Up 1.6% - What's Next?  
1 day ago

**Intellectia AI**  
Cameco (CCJ) Benefits from AI Demand, Revenue Growth Accelerates to 24.2%  
2 days ago

**The Motley Fool**  
If You'd Invested \$1,000 in Cameco Stock 10 Years Ago, Here's How Much You'd Ha...  
2 days ago

**Nasdaq**

**Overview**

Cameco Corporation is the world's largest publicly traded uranium company, based in Saskatoon, Saskatchewan, Canada. In 2015, it was the world's second largest uranium producer, accounting for 18% of world production.

[Wikipedia](#)

**CEO:** Timothy S. Gitzel (Jul 1, 2011–)

**Founded:** 1988

**Headquarters:** Saskatoon, Canada

**Number of employees:** 2,424 (2022)

**Revenue:** 1.475 billion CAD (2021)

**Subsidiaries:** Key Lake Mining Corporation · [See more](#)

[Disclaimer](#)

**Related markets**

# infrastructure

**10%**

Don't rely on the price of oil. They make money by moving and storing energy.

Pipeline & Transport

- **Kinder Morgan**
- **Enbridge**



# kinder morgan

## *Infrastructure*

- Stock ticker: KMI
- Exchange: NYSE

### **Business model:**

- Midstream operator.
- Earns fees for transporting and storing energy.
- Less tied to daily oil and gas prices than producers.

### **What it is:**

- One of the largest energy infrastructure companies in North America.
- Owns and operates natural gas, oil, and CO2 pipelines and terminals.

### **Why investors use it:**

- Indirect energy proxy.
- More stable than drillers.
- Often used for income and energy exposure.

### **Asset exposure:**

- Natural gas.
- Crude oil.
- Refined products.

### **Example:**

- Oil rises 20 percent.
- KMI moves modestly, driven more by volumes and contracts than spot prices.

# Kinder Morgan Inc

NYSE: KMI

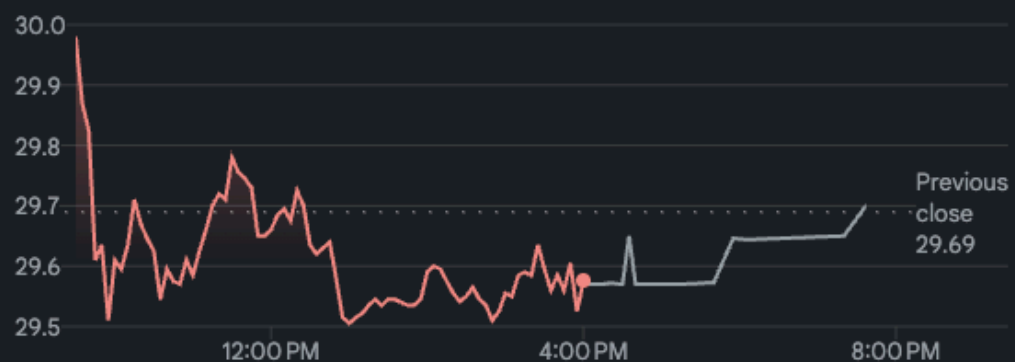
## 29.57 USD

-0.12 (0.40%) ↓ today

Closed: Jan 23, 7:37 PM EST • [Disclaimer](#)

After hours 29.70 +0.13 (0.44%)

1D 5D 1M 6M YTD 1Y 5Y Max



Open	29.98	Mkt cap	65.79B	Dividend	3.96%
High	30.00	P/E ratio	21.62	Qtrly Div Amt	0.29
Low	29.48	52-wk high	30.56	52-wk low	23.94



**Yahoo Finance**  
**Kinder Morgan's Q4 Earnings Beat on Natural Gas Pipelines Contributions**  
 2 days ago

**Quarterly financials**  
 2025 Q4  
**4.51B**  
**+13.07% Y/Y Revenue**

Related	Following
<b>Exxon Mobil Corp</b> 134.97 USD	↑ 1.00%
<b>Enbridge Inc</b> 48.20 USD	↑ 1.52%
<b>Williams Companies Inc</b> 64.96 USD	↑ 1.95%
<b>Cheniere Energy Inc</b> 207.35 USD	↑ 0.27%

[Disclaimer](#)

**Earnings**  
 Q4 2025  
**+6.82%**  
 EPS Beat

**+4.15%**  
 Revenue Beat

[More about Kinder Morgan Inc >](#)

## News

[Kinder Morgan beats Q4 2025 earnings expectations >](#)



**Yahoo Finance**  
**Kinder Morgan's Q4 Earnings Beat on Natural Gas Pipelines Contributions**  
 2 days ago

**AOL.com**  
**This High-Yielding Natural Gas Stock Delivered High-Octane Growth in 2025, Wit...**  
 1 day ago

**Inspenet**  
**Kinder Morgan grows with LNG and strengthens its pipeline network**  
 11 hours ago

## Overview

Kinder Morgan, Inc. is one of the largest energy infrastructure companies in North America. The company specializes in owning and controlling oil and gas pipelines and terminals. Kinder Morgan owns an interest in or operates approximately 83,000 miles of pipelines and 143 terminals. [Wikipedia](#)

- CEO:** Kimberly A. Dang (2023–)
- Founded:** 1997
- Founders:** Richard Kinder, William V. Morgan
- Headquarters:** Houston, TX
- Number of employees:** 10,933 (2024)
- Revenue:** 15.1 billion USD (2024)
- Subsidiaries:** Kinder Morgan Management, LLC · [See more](#)

[Disclaimer](#)

## Commodity Presentation

26 January, 2026 →

# enbridge

## *Infrastructure*

- Stock ticker: ENB
- Exchange: NYSE

### What it is:

- Major energy infrastructure company.
- Operates oil and gas pipelines.
- Also owns gas utilities and renewables.

### Why investors use it:

- Acts as an oil and gas proxy stock.
- Revenue tied to energy volumes.
- Less sensitive to spot prices than producers.

### Asset exposure:

- Crude oil transportation.
- Natural gas transmission.
- Natural gas utilities.

### Example:

- ENB correlates more with energy demand and interest rates than daily oil prices.
- It behaves more like an income stock than a pure oil play.



# Enbridge Inc

NYSE: ENB

## 48.20 USD

+0.72 (1.52%) ↑ today

Closed: Jan 23, 4:34 PM EST • [Disclaimer](#)

After hours 48.00 -0.20 (0.41%)

1D 5D 1M 6M YTD 1Y 5Y Max



Open	47.75	Mkt cap	105.17B	Dividend	5.77%
High	48.30	P/E ratio	25.87	Qtrly Div Amt	0.70
Low	47.58	52-wk high	50.54	52-wk low	39.73



**Nasdaq**  
**Why Enbridge (ENB) Outpaced the Stock Market Today**  
 The latest trading day saw Enbridge (ENB) ...  
 1 day ago

**Quarterly financials**  
 2025 Q3  
**14.64B**  
 -1.63% YY Revenue

Related	Following
Canadian Natural Res... 36.14 USD	↑ 1.83%
TC PIPELINES LP C... 56.26 USD	↑ 2.24%
Enterprise Products ... 33.04 USD	↓ 0.45%
Suncor Energy Inc (C... 50.87 USD	↑ 2.01%

*Disclaimer*

**Earnings**  
 Q3 2025  
 -9.79% EPS Miss    +23.45% Revenue Miss

[More about Enbridge Inc >](#)

## News



**Nasdaq**  
**Why Enbridge (ENB) Outpaced the Stock Market Today**  
 1 day ago

**Yahoo Finance**  
**How The Story On Enbridge (TSX:ENB) Is Shifting With New Fair Value Views**  
 2 days ago

**Meyka**  
**ENB.TO Enbridge TSX pre-market 22 Jan 2026: Most active at C\$65.39, yield**  
 2 days ago

**vocal.media**

**Kalkine Media**

## Overview

Enbridge Inc. is a multinational pipeline and energy company headquartered in Calgary, Alberta, Canada. Enbridge owns and operates pipelines throughout Canada and the United States, transporting crude oil, natural gas, and natural gas liquids, and also generates renewable energy. [Wikipedia](#)

**CEO:** Gregory L. Ebel (Jan 1, 2023–)  
**Founded:** April 30, 1949  
**Headquarters:** Calgary, Canada  
**Number of employees:** 14,500 (2024)  
**Revenue:** 43.65 billion CAD (2023)  
**Subsidiaries:** [Enbridge Gas Inc.](#) · [See more](#)

*Disclaimer*

## Related markets

# dividends

Each company pays different dividends at different times.

## **Royalty & Streaming**

- **Franco-Nevada** (FNV) dividend payer in gold/silver royalty and streaming.
- **Royal Gold** (RGLD) long history of dividend increases.
- **Wheaton Precious Metals** (WPM) dividend paying streaming company.
- **OR Royalties** (OR) royalty company with dividends.

## **Large Gold Producers**

- **Agnico Eagle Mines** (AEM) regular dividend.
- **Newmont Corporation** (NEM) pays dividend among top gold miners.
- **Pan American Silver** (PAAS) dividend payer in silver and gold.
- **Alamos Gold** (AGI) pays dividends on gold production.
- **Kinross Gold** (KGC) modest dividend.

## **Silver Producers**

- **Fresnillo** (FRES) silver producer paying dividends overseas.
- **Silvercorp Metals** (SVM) pays semiannual dividend.
- **Hecla Mining** (HL) quarterly dividend.

## **Energy (Oil & Gas / Midstream)**

- **Enbridge** (ENB) pipeline company with strong yield history.
- **Diamondback Energy** (FANG) pays dividends in energy sector.
- **Pembina Pipeline** (PBA) dependable energy infrastructure dividend.
- **Suncor Energy** (SU) integrated oil/energy dividend.
- **TC Energy** (TRP) energy infrastructure dividend.

## **Copper & Industrial Metals**

- **BHP Group** (BHP) large copper/diversified miner with dividend.
- **Rio Tinto** (RIO) big copper and materials producer with dividend.
- **Southern Copper** (SCCO) higher dividend copper producer.

## Commodity Presentation

26 January, 2026 →

# cash

# 10%

- Cash is Key!
- Cash is patient, don't rush
- Keep some on the side



# physical metals

- They are insurance
- Protect you from the system
- Don't grow like companies do
- Not the easiest to offload
- Security - small amount of portfolio



# corrections happen - it's part of the journey

- People get shaken out
- Nothing goes Up forever

Commodities - corrections happen when the leverage is too high. Too many borrowing money to chase gains.

When price drops, forces many to sell

Liquidity events happen - people need cash quickly and sell even good assets.

Paper markets typically push price down **Futures & Contracts** this is not the physical



# dodd-frank act

## Technical Explanation

- Full name: Dodd–Frank Wall Street Reform and Consumer Protection Act
- **Passed in 2010** after the 2008 financial crisis.
- Purpose: Increase financial regulation and reduce systemic risk.

### Main Provision

- Creates the Consumer Financial Protection Bureau (CFPB) to protect consumers.
- Increases oversight of banks and financial institutions.
- Introduces derivatives regulation.
- Implements stress tests and capital requirements for big banks.
- Requires “living wills” for large financial firms to plan orderly bankruptcy.

### Impact

- Makes the financial system more transparent.
- Limits risky behavior by banks.
- Affects trading, lending, derivatives, and mortgages.

### How This Hurts The People

- Bank deposits are technically liabilities – When you deposit money, the bank owes it to you, **but it is also free to use it to make loans, invest, or trade.**
- **If a bank fails** – It must cover its debts. **Large creditors or secured lenders often have priority over depositors for repayment.**
- FDIC insurance – In the U.S., deposits under \$250,000 per account are insured, so most individuals are protected. But amounts above that can be at risk.
- **Bail-ins (not bailouts)** – In some cases, regulators can force banks to use deposits to stabilize themselves. This is more common outside the U.S., but the concept exists.
- **Crypto vs. banks** – Unlike banks, your crypto is usually held in your wallet or a custodial account. If the exchange fails, there’s no insurance, and your funds can be lost.

### BOTTOM LINE:

- **Banks can use your money** to operate, lend, and invest.
- If the bank collapses, unsecured deposits might be at risk above insured limits.
- Your money is generally safe if it’s below FDIC insurance, but large depositors or institutional funds can lose first in a crisis.

# you need the proper structure to survive the corrections

- Stocks Mentioned
- Cash
- Crypto
- Physical metals
- Foreign Currency's

Items we're facing now that we were not in the past:

- Ai (Physical & Digital)
- Government Bonds (Loans to Gov't)
- Global Reset (High Debt, GeoPolitical Tension, Supply Issues, Currency Debasement)

**Don't Panic, Have a Plan and Stay Structured**  
**Make Better Decisions**



**LEARN CRYPTO 101**

LIVE Q&A MONDAY'S

# BASIC MEMBERSHIP

## \$9<sup>99</sup>

BASIC MEMBERSHIP GIVES YOU WEEKLY ACCESS TO THE MONDAY Q & A PLUS ALL THE REPLAYS.

FIRST MONTH COSTS \$14.95. EACH MONTH AFTER IS \$9.99.

LEARN FROM FASTNICKEL

**BASIC MEMBERSHIP**



**LEARN CRYPTO 101**

LIVE Q&A MONDAY'S & MORE

# EXCLUSIVE MEMBERSHIP

## \$24<sup>99</sup>

**BEST VALUE!**

- \*ACCESS TO DIGITAL PRODUCTS
- LEARNING MATERIALS
- LIMITED ONE ON ONE ACCESS
- PORTFOLIO & TOKEN ASSESSMENT

\*CRYPTO MADE EASY NOT INCLUDED | LEARN FROM FASTNICKEL

**EXCLUSIVE MEMBERSHIP**



**1-ON-1 CONSULTING**

GET TECHNICAL HELP OR PORTFOLIO ADVICE FROM

*Fastnickel*

- PORTFOLIO ASSESSMENT
- STRATEGY PLANNING
- LLC ANONYMITY GUIDE
- WALLET INTRODUCTION

**BOOK TIME TODAY**

# \$90

INCLUDES RECORDING OF SESSION  
LLC ANONYMITY GUIDE (\$19.99 VALUE)  
PLANNING MATERIALS (\$49 VALUE)

**BOOK TIME W/FASTNICKEL**



**"LIVE" ONLINE COURSE**

# CRYPTO CURRENCY MADE EASY

CRYPTOCURRENCY FOR THE "ABSOLUTE BEGINNER"

Learn the essentials every beginner in crypto must know

This beginner-friendly course takes you from zero knowledge to confident action.

**YOU WILL LEARN HOW TO**

BUY, SELL, TRANSFER, LOCATE & PROTECT Your Crypto with

*Fastnickel*

## \$99

INCLUDES RECORDING OF SESSION  
LLC ANONYMITY GUIDE (\$19.99 VALUE)  
PLANNING MATERIALS (\$49 VALUE)

**"LIVE" SIGN UP TODAY**

**thank you**  
*Learn Crypto 101*